

Privacy and
security from the

convenience
of your pocket.

Your wallet has never been more sophisticated.

Enjoy convenient payments at the touch of a button with Mobile Wallet from Two Rivers. Because your card details are never shared when you use your devices, it is the safer, more private way to pay on-the-go.

 **TWO RIVERS**
Bank & Trust

Member FDIC

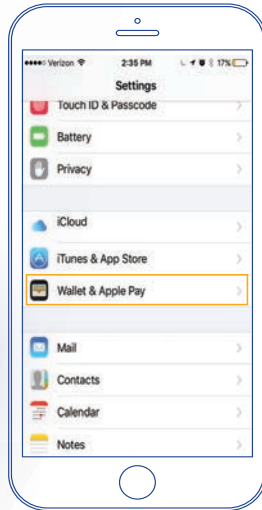
My neighborhood.



Setup

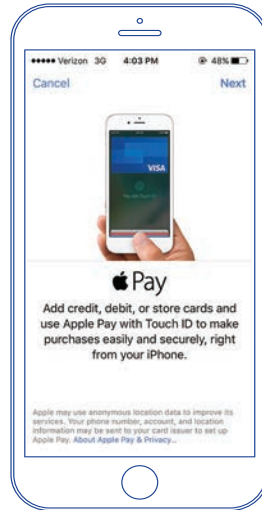
Locate Apple Pay

For iPhone, you can find **Apple Pay** in your **Settings**. For Apple Watch, open the Watch app on your iPhone, tap Wallet, then tap your card to see the Device Account Number.



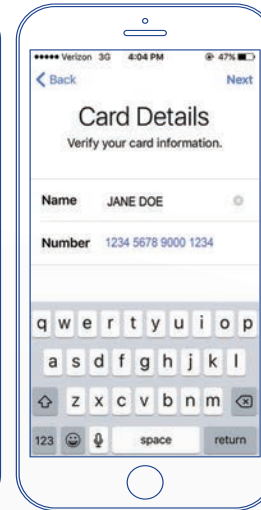
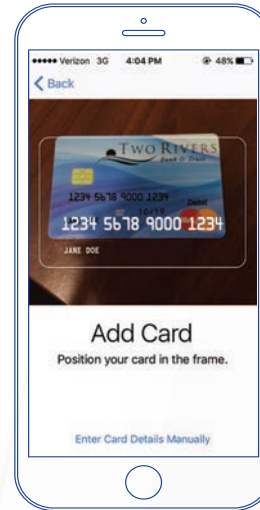
Add Card

Tap **Add Credit or Debit Card**. Complete verification method using the fingerprint previously registered in your device.



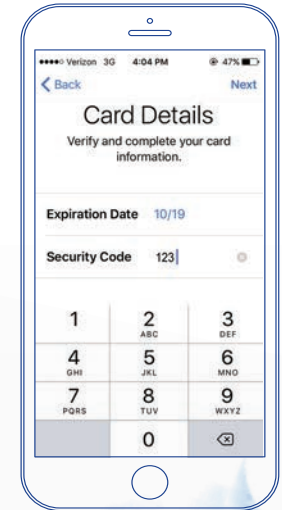
Card Details

Tap **Add Card** and follow the instructions. If you're asked to add the card that you use with iTunes, just enter its security code. Position your card in the frame or click to manually enter card details.



Complete Authorization

Confirm the expiration date and enter the 3 digit security code found on the back of your card. **Agree** to the terms and conditions. Enter signature and tap **Save**.



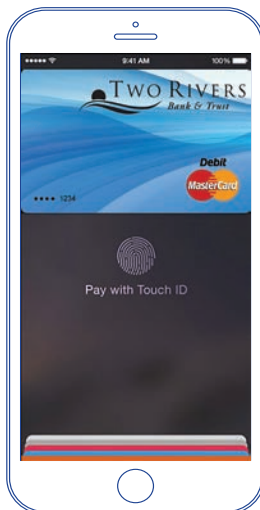
We have Mobile Wallet for Android, too!

You must have Android version 4.4 or above and you can find more information about your device by visiting android.com/pay or samsung.com/samsung-pay

Payment

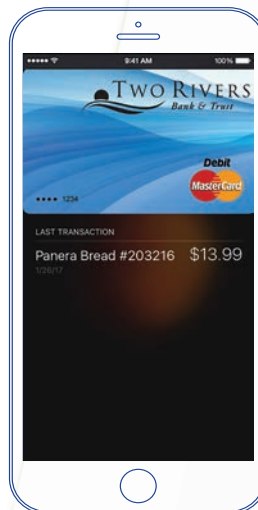
Ready to pay?

To use your default card, rest your finger on Touch ID and hold your iPhone within an inch of the contactless reader until you see Done and a checkmark on the display. **Confirm** card details.



All finished!

Depending on the store and the transaction amount, you might need to sign a receipt or enter your pin. You can find your transaction listed in your app menu.



Stop in and see us *anytime*

There's only so much you can learn by reading about our services. The invitation is always open.

You can reach us at **888-226-6063**
To find a location near you, visit tworiversbank.com

Still have a few questions about Apple Pay?
You must have iPhone 6, iPhone 6 Plus or later and can find more information by visiting apple.com/apple-pay/